

AUSTIN



STANDARD FEATURES

Advanced unidirectional suspension system
 Premium high-density, high-resiliency foam seat cushions
 Single-needle top-stitch
 In-arm control panel includes 2-amp USB charging port
 Stationary armless seats
 Lifetime warranty on frame and suspension
 Five-year warranty on mechanism
 Three-year warranty on motor
 Quick-ship delivery

OPTIONS

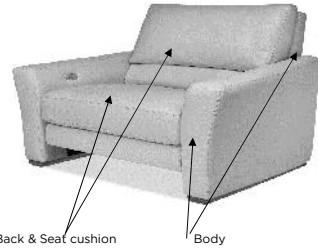
Premium high-density, high-resiliency foam seat cushions encased in down
 Back cushion options: Hills (channels), Ridge (saddle) or Valley (tufted)
 Contrasting stitch detail available in Black, Brown, Charcoal, Cream, Espresso, Grey, Lemon, Pink, Royal, Scarlet, Tangerine, or Teal thread color
 Option of motion in armless seats
 Lithium-ion battery pack available
 Battery pack has one-year warranty
 Wood legs available in Acorn, Espresso or Walnut finish

DESCRIPTION	FRAME CODE	# OF PILLOWS	C.O.L.				C.O.M.			
			BODY	BACK & SEAT CUSHION	PILLOWS	TOTAL SQ. FT	BODY	BACK & SEAT CUSHION	PILLOWS	TOTAL YDG
THREE SEAT SOFA - STANDARD	AUS-SO3-ST	N/A	236	N/A	N/A	236	16	N/A	N/A	16
THREE SEAT SOFA - LEFT ARM SITTING	AUS-SO3-LA	N/A	214	N/A	N/A	214	15	N/A	N/A	15
THREE SEAT SOFA - RIGHT ARM SITTING	AUS-SO3-RA	N/A	214	N/A	N/A	214	15	N/A	N/A	15
LOVESEAT - STANDARD	AUS-LVS-ST	N/A	173	N/A	N/A	173	12	N/A	N/A	12
LOVESEAT - LEFT ARM SITTING	AUS-LVS-LA	N/A	151	N/A	N/A	151	11	N/A	N/A	11
LOVESEAT - RIGHT ARM SITTING	AUS-LVS-RA	N/A	151	N/A	N/A	151	11	N/A	N/A	11
CHAIR - STANDARD	AUS-CHR-ST	N/A	110	N/A	N/A	110	9	N/A	N/A	9
CHAIR - LEFT ARM SITTING	AUS-CHR-LA	N/A	88	N/A	N/A	88	8	N/A	N/A	8
CHAIR - RIGHT ARM SITTING	AUS-CHR-RA	N/A	88	N/A	N/A	88	8	N/A	N/A	8
CHAIR - ARMLESS	AUS-CHR-AA	N/A	65	N/A	N/A	65	5	N/A	N/A	5
CHAISE - LEFT ARM SITTING	AUS-SCH-LA	N/A	107	N/A	N/A	107	8	N/A	N/A	8
CHAISE - RIGHT ARM SITTING	AUS-SCH-RA	N/A	107	N/A	N/A	107	8	N/A	N/A	8
90 DEGREE CORNER UNIT	AUS-CNR-ST	N/A	111	N/A	N/A	111	9	N/A	N/A	9

AUSTIN - SLEEPER

DESCRIPTION	FRAME CODE	# OF PILLOWS	C.O.L.				C.O.M.			
			BODY	BACK & SEAT CUSHION	PILLOWS	TOTAL SQ. FT	BODY	BACK & SEAT CUSHION	PILLOWS	TOTAL YDG
THREE SEAT SOFA CONVERTIBLE-KING SIZE	AUS-SO3-KS	N/A	220.8	N/A	N/A	220.8	19	N/A	N/A	19
SECTIONAL -THREE SEAT KING SIZE SOFA - L/A SITTING	AUS-SL3-KS	N/A	224.4	N/A	N/A	224.4	19	N/A	N/A	19
SECTIONAL -THREE SEAT KING SIZE SOFA - R/A SITTING	AUS-SR3-KS	N/A	224.4	N/A	N/A	224.4	19	N/A	N/A	19
SECTIONAL -THREE SEAT KING SIZE SOFA - ARMLESS	AUS-SA3-KS	N/A	212.4	N/A	N/A	212.4	17	N/A	N/A	17
(ALL STYLES ALSO AVAILABLE AS SO2-QP, SL2-QP, SR2-QP & SA2-QP)	AUS-SO3-QP	N/A	211.2	N/A	N/A	211.2	17	N/A	N/A	17
SECTIONAL -THREE SEAT QUEEN PLUS SOFA - L/A SITTING	AUS-SL3-QP	N/A	212.4	N/A	N/A	212.4	18	N/A	N/A	18
SECTIONAL -THREE SEAT QUEEN PLUS SOFA - R/A SITTING	AUS-SR3-QP	N/A	212.4	N/A	N/A	212.4	18	N/A	N/A	18
SECTIONAL -THREE SEAT QUEEN PLUS SOFA - ARMLESS	AUS-SA3-QP	N/A	196.8	N/A	N/A	196.8	17	N/A	N/A	17
TWO SEAT SOFA CONVERTIBLE-QUEEN SIZE	AUS-SO2-QS	N/A	204	N/A	N/A	204	18	N/A	N/A	18
SECTIONAL -TWO SEAT QUEEN SOFA - L/A SITTING	AUS-SL2-QS	N/A	200	N/A	N/A	200	17	N/A	N/A	17
SECTIONAL -TWO SEAT QUEEN SOFA - R/A SITTING	AUS-SR2-QS	N/A	200	N/A	N/A	200	17	N/A	N/A	17
SECTIONAL -TWO SEAT QUEEN SOFA - ARMLESS	AUS-SA2-QS	N/A	182.4	N/A	N/A	182.4	16	N/A	N/A	16
TWO SEAT MID-SIZE SOFA CONVERTIBLE-FULL SIZE	AUS-SM2-FS	N/A	192	N/A	N/A	192	16	N/A	N/A	16
SECTIONAL -TWO SEAT FULL SOFA - L/A SITTING	AUS-SL2-FS	N/A	180	N/A	N/A	180	17	N/A	N/A	17
SECTIONAL -TWO SEAT FULL SOFA - R/A SITTING	AUS-SR2-FS	N/A	180	N/A	N/A	180	17	N/A	N/A	17
SECTIONAL -TWO SEAT FULL SOFA - ARMLESS	AUS-SA2-FS	N/A	181.2	N/A	N/A	181.2	16	N/A	N/A	16
CHAIR AND A HALF CONVERTIBLE-TWIN SIZE	AUS-CH2-TS	N/A	166.8	N/A	N/A	166.8	14	N/A	N/A	14
SECTIONAL - CHAIR AND A HALF - L/A SITTING	AUS-CL1-TS	N/A	132	N/A	N/A	132	15	N/A	N/A	15
SECTIONAL - CHAIR AND A HALF - R/A SITTING	AUS-CR1-TS	N/A	132	N/A	N/A	132	15	N/A	N/A	15
SECTIONAL - CHAIR AND A HALF - ARMLESS	AUS-CA1-TS	N/A	123.6	N/A	N/A	123.6	10	N/A	N/A	10
CHAIR AND A HALF CONVERTIBLE-COT SIZE	AUS-CH2-CS	N/A	157.2	N/A	N/A	157.2	13	N/A	N/A	13
SECTIONAL - CHAIR AND A HALF - L/A SITTING	AUS-CL1-CS	N/A	120	N/A	N/A	120	14	N/A	N/A	14
SECTIONAL - CHAIR AND A HALF - R/A SITTING	AUS-CR1-CS	N/A	120	N/A	N/A	120	14	N/A	N/A	14
SECTIONAL - CHAIR AND A HALF - ARMLESS	AUS-CA1-CS	N/A	117.6	N/A	N/A	117.6	10	N/A	N/A	10
TWO SEAT SOFA CONVERTIBLE-DOUBLE COT SIZE	AUS-DBL-CS	N/A	206.4	N/A	N/A	206.4	18	N/A	N/A	18
SECTIONAL -TWO SEAT DOUBLE COT SOFA - L/A SITTING	AUS-DL2-CS	N/A	194.4	N/A	N/A	194.4	17	N/A	N/A	17
SECTIONAL -TWO SEAT DOUBLE COT SOFA - R/A SITTING	AUS-DR2-CS	N/A	194.4	N/A	N/A	194.4	17	N/A	N/A	17
SECTIONAL -TWO SEAT DOUBLE COT SOFA - ARMLESS	AUS-DA2-CS	N/A	175.2	N/A	N/A	175.2	16	N/A	N/A	16

BRYANT



STANDARD FEATURES

- Premium high-density, high-resiliency foam seat cushions encased in down
- Sinuous spring suspension
- Semi-attached back cushions with lumbar support
- Semi-attached seat cushions
- Double-needle top stitching
- In-arm control panel is easy to use and includes a 2-amp USB charging port
- Control panel is LED backlit with auto-off after 5 seconds
- Lifetime warranty on frame and suspension
- Three-year warranty on mechanism and motor

OPTIONS


- Wood sled legs available in Natural Walnut or Gray Ash
- Premium high-density, high-resiliency foam seat cushion
- Contrasting detail stitch available (\$300 upcharge)
- Contrasting back and seat cushions available (two-tone)
- 1.8-amp hour lithium-ion battery pack available
- Battery pack has a one-year warranty
- Early Bird delivery available: 20 day delivery

BATTERY OPTION AVAILABLE \$300 PER SEAT

ORDER FORM MUST ACCOMPANY PURCHASE ORDER

DESCRIPTION	FRAME CODE	# OF PILLOWS	C.O.L.				C.O.M.				
			BODY	BACK & SEAT CUSHION	PILLOWS	TOTAL SQ. FT	BODY	BACK & SEAT CUSHION	PILLOWS	TOTAL YDG	
35" Suggested Configurations											
CHAIR - STANDARD	BYN-CH2-ST	N/A	90	45	N/A	135	8	5	N/A	13	
2 SEAT SOFA	BYN-SO2-35	N/A	130	90	N/A	220	10	9	N/A	19	
2 SEAT SOFA w/ RIGHT ARM CHAISE	BYN-LCR-35	N/A	170	154	N/A	324	14	16	N/A	30	
2 SEAT SOFA w/ LEFT ARM CHAISE	BYN-LCL-35	N/A	170	154	N/A	324	14	16	N/A	30	
4 PIECE PIT SECTIONAL	BYN-LCH-35	N/A	210	220	N/A	430	22	27	N/A	49	
4 PIECE CORNER SECTIONAL	BYN-CNR-35	N/A	240	204	N/A	444	20	21	N/A	41	
4 PIECE WEDGE SECTIONAL	BYN-WDL-35	N/A	202	194	N/A	396	16	18	N/A	34	
35" Custom Modifications											
CHAIR - ARMLESS	BYN-CH2-AA	N/A	40	45	N/A	85	4	5	N/A	9	
LARGE WEDGE - RIGHT ARM SITTING	BYN-WGL-RT	N/A	38	53	N/A	91	4	5	N/A	9	
LARGE WEDGE - LEFT ARM SITTING	BYN-WGL-LT	N/A	38	53	N/A	91	4	5	N/A	9	
23" Suggested Configurations											
CHAIR - STANDARD	BYN-CHR-ST	N/A	80	33	N/A	113	6	3	N/A	9	
3 SEAT SOFA	BYN-SO3-23	N/A	140	100	N/A	240	10	9	N/A	19	
3 SEAT SOFA w/ RIGHT ARM CHAISE	BYN-SCR-23	N/A	168	150	N/A	318	13	13	N/A	26	
3 SEAT SOFA w/ LEFT ARM CHAISE	BYN-SCL-23	N/A	168	150	N/A	318	13	13	N/A	26	
5 PIECE PIT SECTIONAL	BYN-SCH-23	N/A	198	195	N/A	393	16	22	N/A	38	
6 PIECE CORNER SECTIONAL	BYN-CNR-23	N/A	270	240	N/A	510	19	23	N/A	42	
4 PIECE WEDGE SECTIONAL	BYN-WDG-23	N/A	170	148	N/A	318	13	15	N/A	28	
23" Custom Modifications											
CHAIR - ARMLESS	BYN-CHR-AA	N/A	29	33	N/A	62	3	3	N/A	6	
SMALL WEDGE - RIGHT ARM SITTING	BYN-WDG-RT	N/A	30	41	N/A	71	3	5	N/A	8	
SMALL WEDGE - LEFT ARM SITTING	BYN-WDG-LT	N/A	30	41	N/A	71	3	5	N/A	8	
Universal Sectional Piece											
CORNER STANDARD	BYN-CNR-ST	N/A	47	58	N/A	105	5	7	N/A	12	

CHELSEA



STANDARD FEATURES

Premium high-density, high-resiliency foam seat cushions encased in down
 Sinuous spring suspension
 Semi-attached back cushions with lumbar support
 Semi-attached seat cushions
 Double-needle top stitching
 In-arm control panel is easy to use and includes a 2-amp USB charging port
 Control panel is LED backlit with auto-off after 5 seconds
 Lifetime warranty on frame and suspension
 Three-year warranty on mechanism and motor

OPTIONS

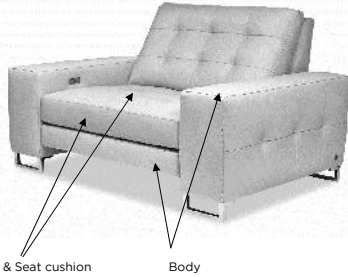
Premium high-density, high-resiliency foam seat cushion
 Contrasting detail stitch available (\$300 upcharge)
 Contrasting back and seat cushions available (two-tone)
 1.8-amp hour lithium-ion battery pack available
 Battery pack has a one-year warranty
 Early Bird delivery available: 20 day delivery

BATTERY OPTION AVAILABLE \$300 PER SEAT

ORDER FORM MUST ACCOMPANY PURCHASE ORDER

DESCRIPTION	FRAME CODE	# OF PILLOWS	C.O.L.				C.O.M.				
			BODY	BACK & SEAT CUSHION	PILLOWS	TOTAL SQ. FT	BODY	BACK & SEAT CUSHION	PILLOWS	TOTAL YDG	
35" Suggested Configurations											
CHAIR - STANDARD	CLS-CH2-ST	N/A	90	45	N/A	135	8	5	N/A	13	
2 SEAT SOFA	CLS-SO2-35	N/A	130	90	N/A	220	10	9	N/A	19	
2 SEAT SOFA w/ RIGHT ARM CHAISE	CLS-LCR-35	N/A	170	154	N/A	324	14	16	N/A	30	
2 SEAT SOFA w/ LEFT ARM CHAISE	CLS-LCL-35	N/A	170	154	N/A	324	14	16	N/A	30	
4 PIECE PIT SECTIONAL	CLS-LCH-35	N/A	210	220	N/A	430	22	27	N/A	49	
4 PIECE CORNER SECTIONAL	CLS-CNR-35	N/A	240	204	N/A	444	20	21	N/A	41	
4 PIECE WEDGE SECTIONAL	CLS-WDL-35	N/A	202	194	N/A	396	16	18	N/A	34	
35" Custom Modifications											
CHAIR - ARMLESS	CLS-CH2-AA	N/A	40	45	N/A	85	4	5	N/A	9	
LARGE WEDGE - RIGHT ARM SITTING	CLS-WGL-RT	N/A	38	53	N/A	91	4	5	N/A	9	
LARGE WEDGE - LEFT ARM SITTING	CLS-WGL-LT	N/A	38	53	N/A	91	4	5	N/A	9	
23" Suggested Configurations											
CHAIR - STANDARD	CLS-CHR-ST	N/A	80	33	N/A	113	6	3	N/A	9	
3 SEAT SOFA	CLS-SO3-23	N/A	140	100	N/A	240	10	9	N/A	19	
3 SEAT SOFA w/ RIGHT ARM CHAISE	CLS-SCR-23	N/A	168	150	N/A	318	13	13	N/A	26	
3 SEAT SOFA w/ LEFT ARM CHAISE	CLS-SCL-23	N/A	168	150	N/A	318	13	13	N/A	26	
5 PIECE PIT SECTIONAL	CLS-SCH-23	N/A	198	195	N/A	393	16	22	N/A	38	
6 PIECE CORNER SECTIONAL	CLS-CNR-23	N/A	270	240	N/A	510	19	23	N/A	42	
4 PIECE WEDGE SECTIONAL	CLS-WDG-23	N/A	170	148	N/A	318	13	15	N/A	28	
23" Custom Modifications											
CHAIR - ARMLESS	CLS-CHR-AA	N/A	29	33	N/A	62	3	3	N/A	6	
SMALL WEDGE - RIGHT ARM SITTING	CLS-WDG-RT	N/A	30	41	N/A	71	3	5	N/A	8	
SMALL WEDGE - LEFT ARM SITTING	CLS-WDG-LT	N/A	30	41	N/A	71	3	5	N/A	8	
Universal Sectional Piece											
CORNER STANDARD	CLS-CNR-ST	N/A	47	58	N/A	105	5	7	N/A	12	

HUDSON



STANDARD FEATURES

Premium high-density, high-resiliency foam seat cushions encased in down
 Sinuous spring suspension
 Semi-attached buttonless tufted back cushions with lumbar support
 Semi-attached seat cushions
 Single-needle top stitching
 Buttonless tufted outside arm
 In-arm control panel is easy to use and includes a 2-amp USB charging port
 Control panel is LED backlit with auto-off after 5 seconds
 Polished chrome leg
 Lifetime warranty on frame and suspension
 Three-year warranty on mechanism and motor

OPTIONS

Premium high-density, high-resiliency foam seat cushion
 Contrasting detail stitch available (\$300 upcharge)
 Contrasting back and seat cushions available (two-tone)
 1.8-amp hour lithium-ion battery pack available
 Battery pack has a one-year warranty
 Early Bird delivery available: 20 day delivery

BATTERY OPTION AVAILABLE \$300 PER SEAT

ORDER FORM MUST ACCOMPANY PURCHASE ORDER

DESCRIPTION	FRAME CODE	# OF PILLOWS	C.O.L.				C.O.M.				
			BODY	BACK & SEAT CUSHION	PILLOWS	TOTAL SQ. FT	BODY	BACK & SEAT CUSHION	PILLOWS	TOTAL YDG	
35" Suggested Configurations											
CHAIR - STANDARD	HDS-CH2-ST	N/A	90	45	N/A	135	8	5	N/A	13	
2 SEAT SOFA	HDS-SO2-35	N/A	130	90	N/A	220	10	9	N/A	19	
2 SEAT SOFA w/ RIGHT ARM CHAISE	HDS-LCR-35	N/A	170	154	N/A	324	14	16	N/A	30	
2 SEAT SOFA w/ LEFT ARM CHAISE	HDS-LCL-35	N/A	170	154	N/A	324	14	16	N/A	30	
4 PIECE PIT SECTIONAL	HDS-LCH-35	N/A	210	220	N/A	430	22	27	N/A	49	
4 PIECE CORNER SECTIONAL	HDS-CNR-35	N/A	240	204	N/A	444	20	21	N/A	41	
4 PIECE WEDGE SECTIONAL	HDS-WDL-35	N/A	202	194	N/A	396	16	18	N/A	34	
35" Custom Modifications											
CHAIR - ARMLESS	HDS-CH2-AA	N/A	40	45	N/A	85	4	5	N/A	9	
LARGE WEDGE - RIGHT ARM SITTING	HDS-WGL-RT	N/A	38	53	N/A	91	4	5	N/A	9	
LARGE WEDGE - LEFT ARM SITTING	HDS-WGL-LT	N/A	38	53	N/A	91	4	5	N/A	9	
23" Suggested Configurations											
CHAIR - STANDARD	HDS-CHR-ST	N/A	80	33	N/A	113	6	3	N/A	9	
3 SEAT SOFA	HDS-SO3-23	N/A	140	100	N/A	240	10	9	N/A	19	
3 SEAT SOFA w/ RIGHT ARM CHAISE	HDS-SCR-23	N/A	168	150	N/A	318	13	13	N/A	26	
3 SEAT SOFA w/ LEFT ARM CHAISE	HDS-SCL-23	N/A	168	150	N/A	318	13	13	N/A	26	
5 PIECE PIT SECTIONAL	HDS-SCH-23	N/A	198	195	N/A	393	16	22	N/A	38	
6 PIECE CORNER SECTIONAL	HDS-CNR-23	N/A	270	240	N/A	510	19	23	N/A	42	
4 PIECE WEDGE SECTIONAL	HDS-WDG-23	N/A	170	148	N/A	318	13	15	N/A	28	
23" Custom Modifications											
CHAIR - ARMLESS	HDS-CHR-AA	N/A	29	33	N/A	62	3	3	N/A	6	
SMALL WEDGE - RIGHT ARM SITTING	HDS-WDG-RT	N/A	30	41	N/A	71	3	5	N/A	8	
SMALL WEDGE - LEFT ARM SITTING	HDS-WDG-LT	N/A	30	41	N/A	71	3	5	N/A	8	
Universal Sectional Piece											
CORNER STANDARD	HDS-CNR-ST	N/A	47	58	N/A	105	5	7	N/A	12	

MONZA



STANDARD FEATURES

Premium high-density, high-resiliency foam seat cushions
 Advanced unidirectional suspension system
 Double-needle top-stitch and single-needle top-stitch with thick thread
 In-arm control panel is easy to use and includes a 2-amp USB charging port
 Lifetime warranty on frame and suspension
 Three-year warranty on mechanism and motor
 Quick-ship delivery

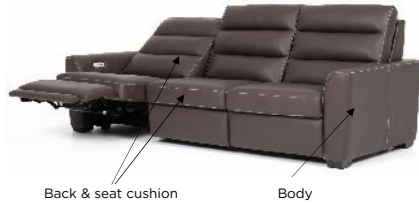
OPTIONS

Contrasting detail stitch available
 2-amp hour lithium-ion battery pack available
 Smart power-distribution hub available
 Easy disassembly for delivery
 Metal legs available in Antique Brass, Burnished Bronze, or Polished Nickel

ORDER FORM MUST ACCOMPANY PURCHASE ORDER

DESCRIPTION	FRAME CODE	# OF PILLOWS	C.O.L.				C.O.M.			
			BODY	BACK & SEAT CUSHION	PILLOWS	TOTAL SQ. FT	BODY	BACK & SEAT CUSHION	PILLOWS	TOTAL YDG
35" Seat Width										
CHAIR - STANDARD	MNA-CH2-ST	0	145	N/A	N/A	145	10	N/A	N/A	10
CHAIR - L/A SITTING	MNA-CH2-LA	0	119	N/A	N/A	119	9	N/A	N/A	9
CHAIR - R/A SITTING	MNA-CH2-RA	0	119	N/A	N/A	119	9	N/A	N/A	9
CHAIR - ARMLESS	MNA-CH2-AA	0	92	N/A	N/A	92	8	N/A	N/A	8
OTTOMAN	MNA-OTO-35	0	33	N/A	N/A	33	3	N/A	N/A	3
23" Seat Width										
CHAIR - STANDARD	MNA-CHR-ST	0	122	N/A	N/A	122	9	N/A	N/A	9
CHAIR - L/A SITTING	MNA-CHR-LA	0	95	N/A	N/A	95	7	N/A	N/A	7
CHAIR - R/A SITTING	MNA-CHR-RA	0	95	N/A	N/A	95	7	N/A	N/A	7
CHAIR - ARMLESS	MNA-CHR-AA	0	69	N/A	N/A	69	6	N/A	N/A	6
OTTOMAN	MNA-OTO-23	0	19	N/A	N/A	19	3	N/A	N/A	3
Universal Sectional Piece										
CORNER STANDARD	MNA-CNR-ST	0	124	N/A	N/A	124	10	N/A	N/A	10

NAPA



STANDARD FEATURES

Advanced unidirectional suspension system
 Premium high-density, high-resiliency foam seat cushions
 Single-needle top-stitch
 In-arm control panel includes 2-amp USB charging port
 Stationary armless seats
 Lifetime warranty on frame and suspension
 Five-year warranty on mechanism
 Three-year warranty on motor
 Quick-ship delivery

OPTIONS

Premium high-density, high-resiliency foam seat cushions encased in down
 Back cushion options: Hills (channels), Ridge (saddle) or Valley (tufted)
 Contrasting stitch detail available in Black, Brown, Charcoal, Cream, Espresso, Grey, Lemon, Pink, Royal, Scarlet, Tangerine, or Teal thread color
 Option of motion in armless seats
 Lithium-ion battery pack available
 Battery pack has one-year warranty
 Wood legs available in Acorn, Espresso or Walnut finish

DESCRIPTION	FRAME CODE	# OF PILLOWS	C.O.L.				C.O.M.			
			BODY	BACK & SEAT CUSHION	PILLOWS	TOTAL SQ. FT	BODY	BACK & SEAT CUSHION	PILLOWS	TOTAL YDG
THREE SEAT SOFA - STANDARD	NPA-SO3-ST	N/A	235	N/A	N/A	235	16	N/A	N/A	16
THREE SEAT SOFA - LEFT ARM SITTING	NPA-SO3-LA	N/A	213	N/A	N/A	213	15	N/A	N/A	15
THREE SEAT SOFA - RIGHT ARM SITTING	NPA-SO3-RA	N/A	213	N/A	N/A	213	15	N/A	N/A	15
LOVESEAT - STANDARD	NPA-LVS-ST	N/A	173	N/A	N/A	173	13	N/A	N/A	13
LOVESEAT - LEFT ARM SITTING	NPA-LVS-LA	N/A	151	N/A	N/A	151	12	N/A	N/A	12
LOVESEAT - RIGHT ARM SITTING	NPA-LVS-RA	N/A	151	N/A	N/A	151	12	N/A	N/A	12
CHAIR - STANDARD	NPA-CHR-ST	N/A	111	N/A	N/A	111	9	N/A	N/A	9
CHAIR - LEFT ARM SITTING	NPA-CHR-LA	N/A	88	N/A	N/A	88	8	N/A	N/A	8
CHAIR - RIGHT ARM SITTING	NPA-CHR-RA	N/A	88	N/A	N/A	88	8	N/A	N/A	8
CHAIR - ARMLESS	NPA-CHR-AA	N/A	65	N/A	N/A	65	5	N/A	N/A	5
CHAISE - LEFT ARM SITTING	NPA-SCH-LA	N/A	107	N/A	N/A	107	8	N/A	N/A	8
CHAISE - RIGHT ARM SITTING	NPA-SCH-RA	N/A	107	N/A	N/A	107	8	N/A	N/A	8
90 DEGREE CORNER UNIT	NPA-CNR-ST	N/A	112	N/A	N/A	112	9	N/A	N/A	9

NAPA - SLEEPER

DESCRIPTION	FRAME CODE	# OF PILLOWS	C.O.L.				C.O.M.			
			BODY	BACK & SEAT CUSHION	PILLOWS	TOTAL SQ. FT	BODY	BACK & SEAT CUSHION	PILLOWS	TOTAL YDG
THREE SEAT SOFA CONVERTIBLE-KING SIZE	NPA-SO3-KS	N/A	216.8	N/A	N/A	216.8	19	N/A	N/A	19
SECTIONAL -THREE SEAT KING SIZE SOFA - L/A SITTING	NPA-SL3-KS	N/A	220.4	N/A	N/A	220.4	19	N/A	N/A	19
SECTIONAL -THREE SEAT KING SIZE SOFA - R/A SITTING	NPA-SR3-KS	N/A	220.4	N/A	N/A	220.4	19	N/A	N/A	19
SECTIONAL -THREE SEAT KING SIZE SOFA - ARMLESS	NPA-SA3-KS	N/A	208.4	N/A	N/A	208.4	17	N/A	N/A	17
(ALL STYLES ALSO AVAILABLE AS SO2-QP, SL2-QP, SR2-QP & SA2-QP)	NPA-SO3-QP	N/A	207.2	N/A	N/A	207.2	17	N/A	N/A	17
SECTIONAL -THREE SEAT QUEEN PLUS SOFA - L/A SITTING	NPA-SL3-QP	N/A	208.4	N/A	N/A	208.4	18	N/A	N/A	18
SECTIONAL -THREE SEAT QUEEN PLUS SOFA - R/A SITTING	NPA-SR3-QP	N/A	208.4	N/A	N/A	208.4	18	N/A	N/A	18
SECTIONAL -THREE SEAT QUEEN PLUS SOFA - ARMLESS	NPA-SA3-QP	N/A	192.8	N/A	N/A	192.8	17	N/A	N/A	17
TWO SEAT SOFA CONVERTIBLE-QUEEN SIZE	NPA-SO2-QS	N/A	200	N/A	N/A	200	18	N/A	N/A	18
SECTIONAL -TWO SEAT QUEEN SOFA - L/A SITTING	NPA-SL2-QS	N/A	196	N/A	N/A	196	17	N/A	N/A	17
SECTIONAL -TWO SEAT QUEEN SOFA - R/A SITTING	NPA-SR2-QS	N/A	196	N/A	N/A	196	17	N/A	N/A	17
SECTIONAL -TWO SEAT QUEEN SOFA - ARMLESS	NPA-SA2-QS	N/A	178.4	N/A	N/A	178.4	16	N/A	N/A	16
TWO SEAT MID-SIZE SOFA CONVERTIBLE-FULL SIZE	NPA-SM2-FS	N/A	188	N/A	N/A	188	16	N/A	N/A	16
SECTIONAL -TWO SEAT FULL SOFA - L/A SITTING	NPA-SL2-FS	N/A	176	N/A	N/A	176	17	N/A	N/A	17
SECTIONAL -TWO SEAT FULL SOFA - R/A SITTING	NPA-SR2-FS	N/A	176	N/A	N/A	176	17	N/A	N/A	17
SECTIONAL -TWO SEAT FULL SOFA - ARMLESS	NPA-SA2-FS	N/A	177.2	N/A	N/A	177.2	16	N/A	N/A	16
CHAIR AND A HALF CONVERTIBLE-TWIN SIZE	NPA-CH2-TS	N/A	162.8	N/A	N/A	162.8	14	N/A	N/A	14
SECTIONAL - CHAIR AND A HALF - L/A SITTING	NPA-CL1-TS	N/A	128	N/A	N/A	128	15	N/A	N/A	15
SECTIONAL - CHAIR AND A HALF - R/A SITTING	NPA-CR1-TS	N/A	128	N/A	N/A	128	15	N/A	N/A	15
SECTIONAL - CHAIR AND A HALF - ARMLESS	NPA-CA1-TS	N/A	119.6	N/A	N/A	119.6	10	N/A	N/A	10
CHAIR AND A HALF CONVERTIBLE-COT SIZE	NPA-CH2-CS	N/A	153.2	N/A	N/A	153.2	13	N/A	N/A	13
SECTIONAL - CHAIR AND A HALF - L/A SITTING	NPA-CL1-CS	N/A	116	N/A	N/A	116	14	N/A	N/A	14
SECTIONAL - CHAIR AND A HALF - R/A SITTING	NPA-CR1-CS	N/A	116	N/A	N/A	116	14	N/A	N/A	14
SECTIONAL - CHAIR AND A HALF - ARMLESS	NPA-CA1-CS	N/A	113.6	N/A	N/A	113.6	10	N/A	N/A	10
TWO SEAT SOFA CONVERTIBLE-DOUBLE COT SIZE	NPA-DL2-CS	N/A	202.4	N/A	N/A	202.4	18	N/A	N/A	18
SECTIONAL -TWO SEAT DOUBLE COT SOFA - L/A SITTING	NPA-DL2-CS	N/A	190.4	N/A	N/A	190.4	17	N/A	N/A	17
SECTIONAL -TWO SEAT DOUBLE COT SOFA - R/A SITTING	NPA-DR2-CS	N/A	190.4	N/A	N/A	190.4	17	N/A	N/A	17
SECTIONAL -TWO SEAT DOUBLE COT SOFA - ARMLESS	NPA-DA2-CS	N/A	171.2	N/A	N/A	171.2	16	N/A	N/A	16

PAXTON



Back & Seat cushion

Body

STANDARD FEATURES

Premium high-density, high-resiliency foam seat cushions enclosed in down
 Sinuous spring suspension
 Semi-attached back cushions with lumbar support
 Semi-attached seat cushions
 Double-needle and single-needle top-stitch with thick thread
 In-arm control panel is easy to use and includes a 2-amp USB charging port
 Control panel is LED backlit with auto-off after 5 seconds
 Lifetime warranty on frame and suspension
 Three-year warranty on mechanism and motor
 Quick-ship delivery
 Metal trim in Polished Nickel finish

OPTIONS

Premium high-density, high-resiliency foam seat cushion
 Contrasting detail stitch available
 Contrasting back and seat cushions available (two-tone)
 1.8-amp hour lithium-ion battery pack available
 Battery pack has a one-year warranty
 Easy disassembly for delivery

BATTERY OPTION AVAILABLE \$300 PER SEAT

ORDER FORM MUST ACCOMPANY PURCHASE ORDER

DESCRIPTION	FRAME CODE	# OF PILLOWS	C.O.L.				C.O.M.			
			BODY	BACK & SEAT CUSHION	PILLOWS	TOTAL SQ. FT	BODY	BACK & SEAT CUSHION	PILLOWS	TOTAL YDG
35" Suggested Configurations										
CHAIR - STANDARD	PXN-CH2-ST	N/A	135	N/A	N/A	135	13	N/A	N/A	13
2 SEAT SOFA	PXN-SO2-35	N/A	220	N/A	N/A	220	19	N/A	N/A	19
2 SEAT SOFA w/ RIGHT ARM CHAISE	PXN-LCR-35	N/A	324	N/A	N/A	324	30	N/A	N/A	30
2 SEAT SOFA w/ LEFT ARM CHAISE	PXN-LCL-35	N/A	324	N/A	N/A	324	30	N/A	N/A	30
4 PIECE PIT SECTIONAL	PXN-LCH-35	N/A	430	N/A	N/A	430	49	N/A	N/A	49
4 PIECE CORNER SECTIONAL	PXN-CNR-35	N/A	444	N/A	N/A	444	41	N/A	N/A	41
4 PIECE WEDGE SECTIONAL	PXN-WDL-35	N/A	396	N/A	N/A	396	34	N/A	N/A	34
35" Custom Modifications										
CHAIR - ARMLESS	PXN-CH2-AA	N/A	85	N/A	N/A	85	9	N/A	N/A	9
LARGE WEDGE - RIGHT ARM SITTING	PXN-WGL-RT	N/A	91	N/A	N/A	91	9	N/A	N/A	9
LARGE WEDGE - LEFT ARM SITTING	PXN-WGL-LT	N/A	91	N/A	N/A	91	9	N/A	N/A	9
23" Suggested Configurations										
CHAIR - STANDARD	PXN-CHR-ST	N/A	113	N/A	N/A	113	9	N/A	N/A	9
3 SEAT SOFA	PXN-SO3-23	N/A	240	N/A	N/A	240	19	N/A	N/A	19
3 SEAT SOFA w/ RIGHT ARM CHAISE	PXN-SCR-23	N/A	318	N/A	N/A	318	26	N/A	N/A	26
3 SEAT SOFA w/ LEFT ARM CHAISE	PXN-SCL-23	N/A	318	N/A	N/A	318	26	N/A	N/A	26
5 PIECE PIT SECTIONAL	PXN-SCH-23	N/A	393	N/A	N/A	393	38	N/A	N/A	38
6 PIECE CORNER SECTIONAL	PXN-CNR-23	N/A	510	N/A	N/A	510	42	N/A	N/A	42
4 PIECE WEDGE SECTIONAL	PXN-WDG-23	N/A	318	N/A	N/A	318	28	N/A	N/A	28
23" Custom Modifications										
CHAIR - ARMLESS	PXN-CHR-AA	N/A	62	N/A	N/A	62	6	N/A	N/A	6
SMALL WEDGE - RIGHT ARM SITTING	PXN-WDG-RT	N/A	71	N/A	N/A	71	8	N/A	N/A	8
SMALL WEDGE - LEFT ARM SITTING	PXN-WDG-LT	N/A	71	N/A	N/A	71	8	N/A	N/A	8
Universal Sectional Piece										
CORNER STANDARD	PXN-CNR-ST	N/A	105	N/A	N/A	105	12	N/A	N/A	12

SARASOTA



Back & seat cushion Body

STANDARD FEATURES

Advanced unidirectional suspension system
 Premium high-density, high-resiliency foam seat cushions
 Single-needle top-stitch
 In-arm control panel includes 2-amp USB charging port
 Stationary armless seats
 Lifetime warranty on frame and suspension
 Five-year warranty on mechanism
 Three-year warranty on motor
 Quick-ship delivery

OPTIONS


Premium high-density, high-resiliency foam seat cushions encased in down
 Back cushion options: Hills (channels), Ridge (saddle) or Valley (tufted)
 Contrasting stitch detail available in Black, Brown, Charcoal, Cream, Espresso, Grey, Lemon, Pink, Royal, Scarlet, Tangerine, or Teal thread color
 Option of motion in armless seats
 Lithium-ion battery pack available
 Battery pack has one-year warranty
 Wood legs available in Acorn, Espresso or Walnut finish

DESCRIPTION	FRAME CODE	# OF PILLOWS	C.O.L.				C.O.M.			
			BODY	BACK & SEAT CUSHION	PILLOWS	TOTAL SQ. FT	BODY	BACK & SEAT CUSHION	PILLOWS	TOTAL YDG
THREE SEAT SOFA - STANDARD	SOA-SO3-ST	N/A	233	N/A	N/A	233	16	N/A	N/A	16
THREE SEAT SOFA - LEFT ARM SITTING	SOA-SO3-LA	N/A	208	N/A	N/A	208	15	N/A	N/A	15
THREE SEAT SOFA - RIGHT ARM SITTING	SOA-SO3-RA	N/A	208	N/A	N/A	208	15	N/A	N/A	15
LOVESEAT - STANDARD	SOA-LVS-ST	N/A	174	N/A	N/A	174	13	N/A	N/A	13
LOVESEAT - LEFT ARM SITTING	SOA-LVS-LA	N/A	166	N/A	N/A	166	12	N/A	N/A	12
LOVESEAT - RIGHT ARM SITTING	SOA-LVS-RA	N/A	166	N/A	N/A	166	12	N/A	N/A	12
CHAIR - STANDARD	SOA-CHR-ST	N/A	113	N/A	N/A	111	9	N/A	N/A	9
CHAIR - LEFT ARM SITTING	SOA-CHR-LA	N/A	88	N/A	N/A	88	8	N/A	N/A	8
CHAIR - RIGHT ARM SITTING	SOA-CHR-RA	N/A	88	N/A	N/A	88	8	N/A	N/A	8
CHAIR - ARMLESS	SOA-CHR-AA	N/A	62	N/A	N/A	62	5	N/A	N/A	5
CHAISE - LEFT ARM SITTING	SOA-SCH-LA	N/A	106	N/A	N/A	106	8	N/A	N/A	8
CHAISE - RIGHT ARM SITTING	SOA-SCH-RA	N/A	106	N/A	N/A	106	8	N/A	N/A	8
90 DEGREE CORNER UNIT	SOA-CNR-ST	N/A	111	N/A	N/A	111	9	N/A	N/A	9

SARASOTA - SLEEPER

DESCRIPTION	FRAME CODE	# OF PILLOWS	C.O.L.				C.O.M.			
			BODY	BACK & SEAT CUSHION	PILLOWS	TOTAL SQ. FT	BODY	BACK & SEAT CUSHION	PILLOWS	TOTAL YDG
THREE SEAT SOFA CONVERTIBLE-KING SIZE	SOA-SO3-KS	N/A	221	N/A	N/A	221	19	N/A	N/A	19
SECTIONAL -THREE SEAT KING SIZE SOFA - L/A SITTING	SOA-SL3-KS	N/A	224	N/A	N/A	224	19	N/A	N/A	19
SECTIONAL -THREE SEAT KING SIZE SOFA - R/A SITTING	SOA-SR3-KS	N/A	224	N/A	N/A	224	19	N/A	N/A	19
SECTIONAL -THREE SEAT KING SIZE SOFA - ARMLESS	SOA-SA3-KS	N/A	212	N/A	N/A	212	17	N/A	N/A	17
(ALL STYLES ALSO AVAILABLE AS SO2-QP, SL2-QP, SR2-QP & SA2-QP)	SOA-SO3-QP	N/A	211	N/A	N/A	211	17	N/A	N/A	17
SECTIONAL -THREE SEAT QUEEN PLUS SOFA - L/A SITTING	SOA-SL3-QP	N/A	212	N/A	N/A	212	18	N/A	N/A	18
SECTIONAL -THREE SEAT QUEEN PLUS SOFA - R/A SITTING	SOA-SR3-QP	N/A	212	N/A	N/A	212	18	N/A	N/A	18
SECTIONAL -THREE SEAT QUEEN PLUS SOFA - ARMLESS	SOA-SA3-QP	N/A	197	N/A	N/A	197	17	N/A	N/A	17
TWO SEAT SOFA CONVERTIBLE-QUEEN SIZE	SOA-SO2-QS	N/A	204	N/A	N/A	204	18	N/A	N/A	18
SECTIONAL -TWO SEAT QUEEN SOFA - L/A SITTING	SOA-SL2-QS	N/A	200	N/A	N/A	200	17	N/A	N/A	17
SECTIONAL -TWO SEAT QUEEN SOFA - R/A SITTING	SOA-SR2-QS	N/A	200	N/A	N/A	200	17	N/A	N/A	17
SECTIONAL -TWO SEAT QUEEN SOFA - ARMLESS	SOA-SA2-QS	N/A	182	N/A	N/A	182	16	N/A	N/A	16
TWO SEAT MID-SIZE SOFA CONVERTIBLE-FULL SIZE	SOA-SM2-FS	N/A	192	N/A	N/A	192	16	N/A	N/A	16
SECTIONAL -TWO SEAT FULL SOFA - L/A SITTING	SOA-SL2-FS	N/A	180	N/A	N/A	180	17	N/A	N/A	17
SECTIONAL -TWO SEAT FULL SOFA - R/A SITTING	SOA-SR2-FS	N/A	180	N/A	N/A	180	17	N/A	N/A	17
SECTIONAL -TWO SEAT FULL SOFA - ARMLESS	SOA-SA2-FS	N/A	181	N/A	N/A	181	16	N/A	N/A	16
CHAIR AND A HALF CONVERTIBLE-TWIN SIZE	SOA-CH2-TS	N/A	167	N/A	N/A	167	14	N/A	N/A	14
SECTIONAL - CHAIR AND A HALF - L/A SITTING	SOA-CL1-TS	N/A	132	N/A	N/A	132	15	N/A	N/A	15
SECTIONAL - CHAIR AND A HALF - R/A SITTING	SOA-CR1-TS	N/A	132	N/A	N/A	132	15	N/A	N/A	15
SECTIONAL - CHAIR AND A HALF - ARMLESS	SOA-CA1-TS	N/A	124	N/A	N/A	124	10	N/A	N/A	10
CHAIR AND A HALF CONVERTIBLE-COT SIZE	SOA-CH2-CS	N/A	157	N/A	N/A	157	13	N/A	N/A	13
SECTIONAL - CHAIR AND A HALF - L/A SITTING	SOA-CL1-CS	N/A	120	N/A	N/A	120	14	N/A	N/A	14
SECTIONAL - CHAIR AND A HALF - R/A SITTING	SOA-CR1-CS	N/A	120	N/A	N/A	120	14	N/A	N/A	14
SECTIONAL - CHAIR AND A HALF - ARMLESS	SOA-CA1-CS	N/A	118	N/A	N/A	118	10	N/A	N/A	10
TWO SEAT SOFA CONVERTIBLE-DOUBLE COT SIZE	SOA-DBL-CS	N/A	206	N/A	N/A	206	18	N/A	N/A	18
SECTIONAL -TWO SEAT DOUBLE COT SOFA - L/A SITTING	SOA-DL2-CS	N/A	194	N/A	N/A	194	17	N/A	N/A	17
SECTIONAL -TWO SEAT DOUBLE COT SOFA - R/A SITTING	SOA-DR2-CS	N/A	194	N/A	N/A	194	17	N/A	N/A	17
SECTIONAL -TWO SEAT DOUBLE COT SOFA - ARMLESS	SOA-DA2-CS	N/A	175	N/A	N/A	175	16	N/A	N/A	16

TURIN



Back & Seat cushion

Body

STANDARD FEATURES

Premium high-density, high-resiliency foam seat cushions
 Advanced unidirectional suspension system
 Double-needle top-stitch with thick thread
 In-arm control panel is easy to use and includes a 2-amp USB charging port
 Lifetime warranty on frame and suspension
 Three-year warranty on mechanism and motor
 Quick-ship delivery

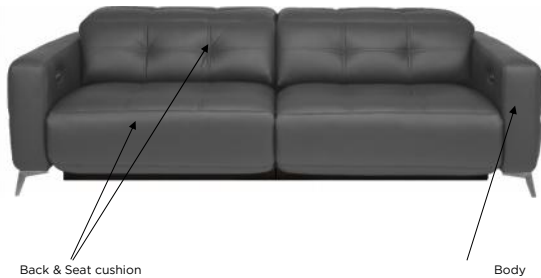
OPTIONS

Contrasting welt detail available
 Contrasting detail stitch available
 2-amp hour lithium-ion battery pack available
 Smart power-distribution hub available
 Easy disassembly for delivery
 Metal legs available in Antique Brass, Burnished Bronze, or Polished Nickel

ORDER FORM MUST ACCOMPANY PURCHASE ORDER

DESCRIPTION	FRAME CODE	# OF PILLOWS	C.O.L.				C.O.M.			
			BODY	BACK & SEAT CUSHION	PILLOWS	TOTAL SQ. FT	BODY	BACK & SEAT CUSHION	PILLOWS	TOTAL YDG
35" Seat Width										
CHAIR - STANDARD	TUI-CH2-ST	0	144	N/A	N/A	144	10	N/A	N/A	10
CHAIR - L/A SITTING	TUI-CH2-LA	0	118	N/A	N/A	118	9	N/A	N/A	9
CHAIR - R/A SITTING	TUI-CH2-RA	0	118	N/A	N/A	118	9	N/A	N/A	9
CHAIR - ARMLESS	TUI-CH2-AA	0	92	N/A	N/A	92	8	N/A	N/A	8
OTTOMAN	TUI-OTO-35	0	32	N/A	N/A	32	3	N/A	N/A	3
23" Seat Width										
CHAIR - STANDARD	TUI-CHR-ST	0	120	N/A	N/A	120	9	N/A	N/A	9
CHAIR - L/A SITTING	TUI-CHR-LA	0	93	N/A	N/A	93	7	N/A	N/A	7
CHAIR - R/A SITTING	TUI-CHR-RA	0	93	N/A	N/A	93	7	N/A	N/A	7
CHAIR - ARMLESS	TUI-CHR-AA	0	68	N/A	N/A	68	6	N/A	N/A	6
OTTOMAN	TUI-OTO-23	0	18	N/A	N/A	18	3	N/A	N/A	3
Universal Sectional Piece										
CORNER STANDARD	TUI-CNR-ST	0	123	N/A	N/A	123	10	N/A	N/A	10

VERONA



STANDARD FEATURES

Premium high-density, high-resiliency foam seat cushions
 Advanced unidirectional suspension system
 Double-needle quilting combined with single-needle top-stitch with thick thread
 In-arm control panel is easy to use and includes a 2-amp USB charging port
 Lifetime warranty on frame and suspension
 Three-year warranty on mechanism and motor
 Quick-ship delivery

OPTIONS

Contrasting detail stitch available
 2-amp hour lithium-ion battery pack available
 Smart power-distribution hub available
 Easy disassembly for delivery
 Metal legs available in Antique Brass, Burnished Bronze, or Polished Nickel

ORDER FORM MUST ACCOMPANY PURCHASE ORDER

DESCRIPTION	FRAME CODE	# OF PILLOWS	C.O.L.				C.O.M.			
			BODY	BACK & SEAT CUSHION	PILLOWS	TOTAL SQ. FT	BODY	BACK & SEAT CUSHION	PILLOWS	TOTAL YDG
35" Seat Width										
CHAIR - STANDARD	VRA-CH2-ST	0	145	N/A	N/A	145	10	N/A	N/A	10
CHAIR - L/A SITTING	VRA-CH2-LA	0	119	N/A	N/A	119	9	N/A	N/A	9
CHAIR - R/A SITTING	VRA-CH2-RA	0	119	N/A	N/A	119	9	N/A	N/A	9
CHAIR - ARMLESS	VRA-CH2-AA	0	93	N/A	N/A	93	8	N/A	N/A	8
OTTOMAN	VRA-OTO-35	0	32	N/A	N/A	32	3	N/A	N/A	3
23" Seat Width										
CHAIR - STANDARD	VRA-CHR-ST	0	121	N/A	N/A	121	9	N/A	N/A	9
CHAIR - L/A SITTING	VRA-CHR-LA	0	95	N/A	N/A	95	7	N/A	N/A	7
CHAIR - R/A SITTING	VRA-CHR-RA	0	95	N/A	N/A	95	7	N/A	N/A	7
CHAIR - ARMLESS	VRA-CHR-AA	0	78	N/A	N/A	78	6	N/A	N/A	6
OTTOMAN	VRA-OTO-23	0	19	N/A	N/A	19	3	N/A	N/A	3
Universal Sectional Piece										
CORNER STANDARD	VRA-CNR-ST	0	130	N/A	N/A	130	10	N/A	N/A	10